

Basic Maintenance



Compatible with software version 2.5.0 and newer

Instrument Maintenance List

Action	Daily	Monthly
Check/ Empty waste bottles	✓	
Replace U Tray from Washing Tank		✓
Clean bottles		✓
Clean external surface		✓
Clean fluid path tubes with 70% alcohol		✓

For annual maintenance, please contact PlexBio or your local distributor

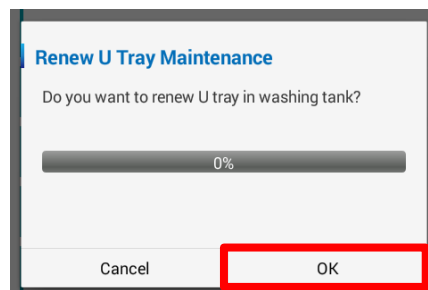
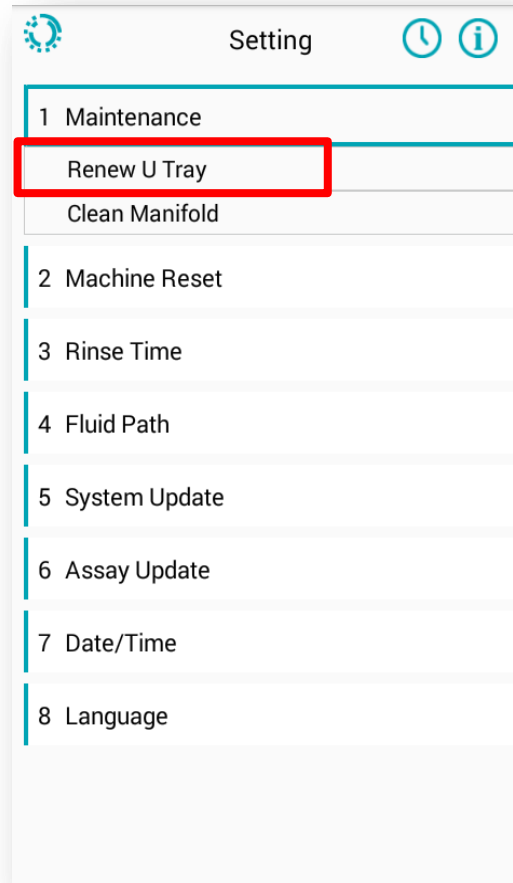
Required Items

- U Tray (Ref. 80023)
- 800 mL 70% ethanol

Renew U Tray

It is recommended to renew the U tray **once a month** to reduce the risk of contamination and crystallization.

- Click **Maintenance** under the Setting menu
- Click **Renew U Tray**
- Click **Ok**
- Replace new U Tray



U Tray (Washing Tank)


Back



Front

Clean fluid tubes

1. Prepare 800 mL 70% ethanol
2. Connect ddH₂O tube and Washing Buffer tube to 70% ethanol. Ensure both straws are fully submerged into the ethanol.
 - Use a clean container for 70% ethanol, or empty and clean the water bottle before filling with 70% ethanol.



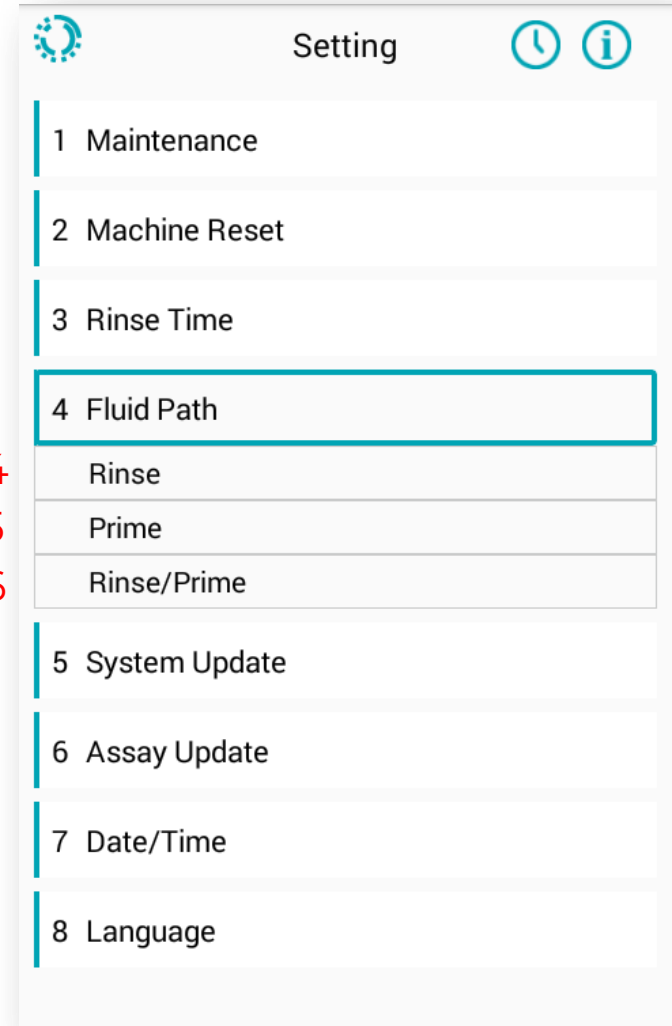
Clean fluid tubes

3. Click **Fluid Path** under the Setting menu.
4. Run **Rinse** once.
5. Run **Prime** once
6. Run **Rinse/Prime** once

Step 4

Step 5

Step 6




Clean bottles

1. Remove lids from bottle and place on clean surface (ex. paper towel).
2. Swirl 70% ethanol in water bottle to clean bottle interior for 1 minute
3. Rinse Wash Buffer and Waste Bottle several time with water, then empty both bottles.
4. Transfer 70% ethanol from Water Bottle to Wash Buffer bottle and clean by swirling.
5. Transfer 70% ethanol from Wash Buffer bottle to Waste Bottle and swirl to clean interior.
6. Discard 70% ethanol and rinse all bottles with ddH₂O.



Prime tubing with ddH₂O / Wash Buffer

1. Fill Water bottle with ddH₂O and Wash Bottle with Wash Buffer.
2. Connect and screw proper lids on bottle. Ensure lids are tightly connected. Ensure air valve is connected but loosened by opening it one twist.



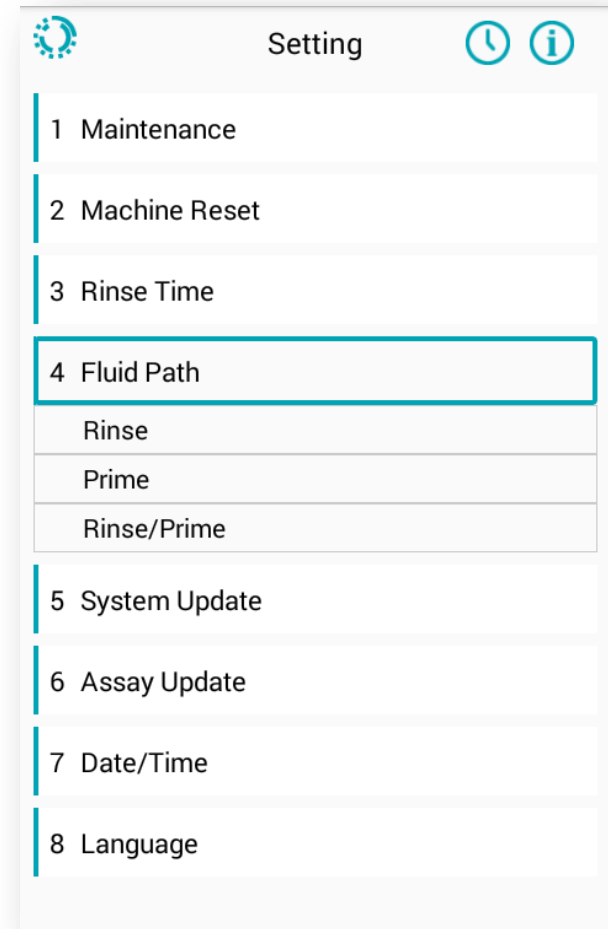
Prime tubing with ddH2O / Wash Buffer

3. Click **Fluid Path** under the Setting menu.
4. Run **Rinse** once.
5. Run **Prime** once
6. Run **Rinse/Prime** once

Step 4

Step 5

Step 6



Thank You

PlexBio

6F-1, No. 351, Yangguang St.
Neihu District, Taipei City 11491, Taiwan
+866-2-2627-5878 | PlexBio.com
service@plexbio.com